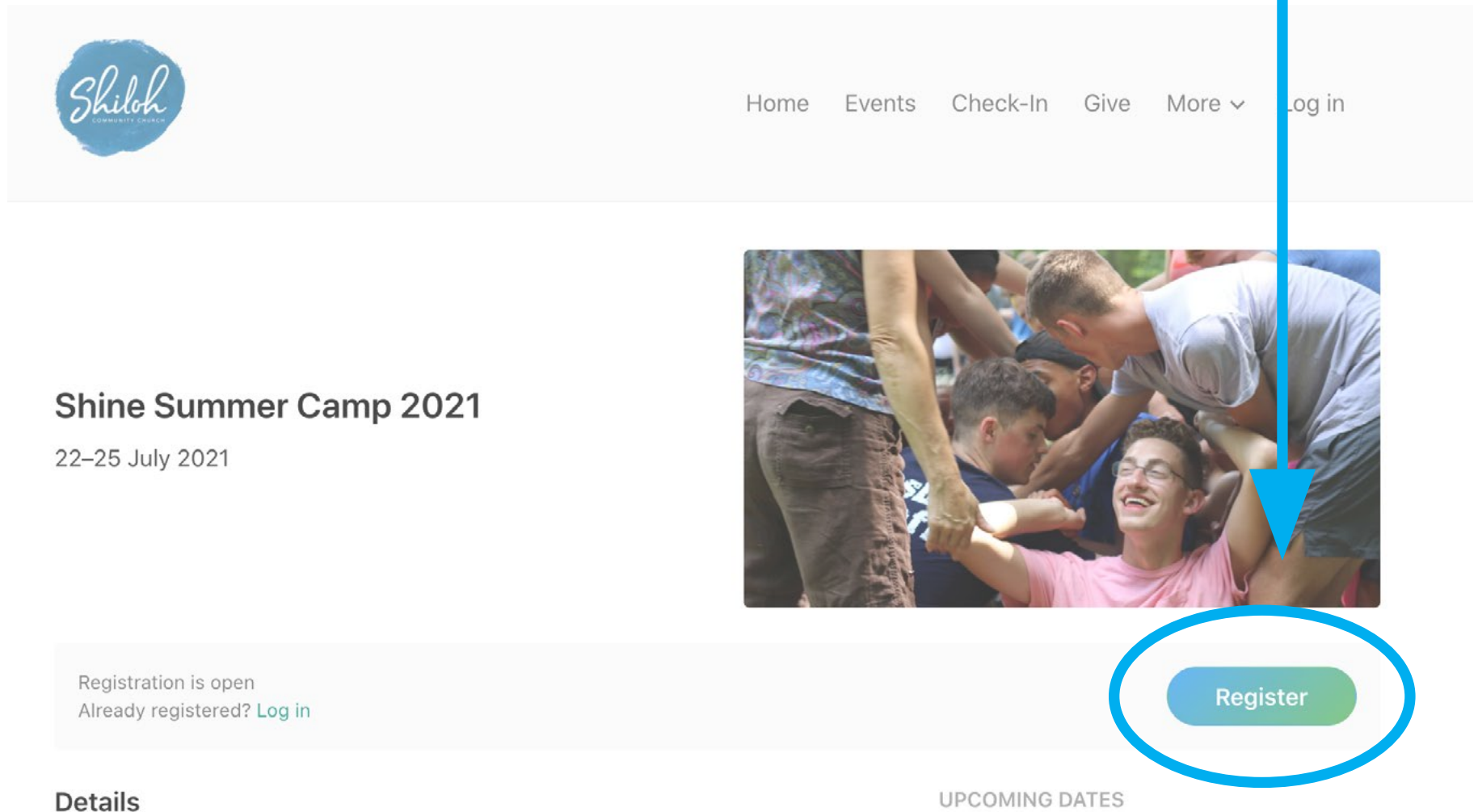


STEP 1

Click “**Register**” and you will be prompted to sign in with your planning center (PCO) account.



The screenshot shows the Shiloh Community Church website. The header includes the church logo and navigation links: Home, Events, Check-In, Give, More, and Log in. The main content area features a banner for "Shine Summer Camp 2021" with dates "22-25 July 2021" and a photo of campers. Below the banner, a message states "Registration is open" and "Already registered? Log in". A blue arrow points from the top right towards a green "Register" button, which is circled in blue. At the bottom, there are links for "Details" and "UPCOMING DATES".

Shiloh
COMMUNITY CHURCH

Home Events Check-In Give More Log in

Shine Summer Camp 2021
22-25 July 2021

Registration is open
Already registered? [Log in](#)

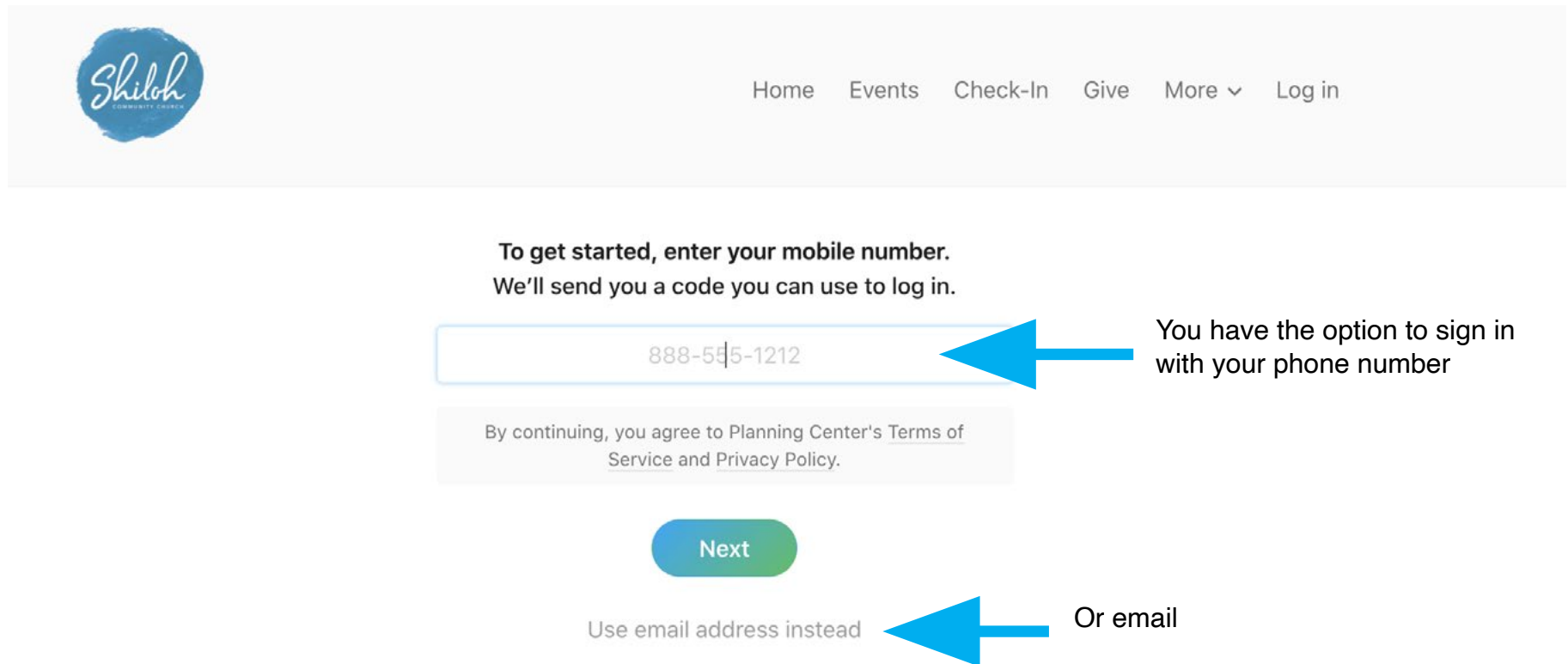
[Register](#)

[Details](#) [UPCOMING DATES](#)

STEP 2

This step is **very important**. To register, parents need to log in as themselves, NOT as their child. Log in with your PCO* account email or phone number.

*If you do not have a PCO account contact pam@shilohcommunity.church and she will assist you in registering



To get started, enter your mobile number.
We'll send you a code you can use to log in.

By continuing, you agree to Planning Center's [Terms of Service](#) and [Privacy Policy](#).

Next

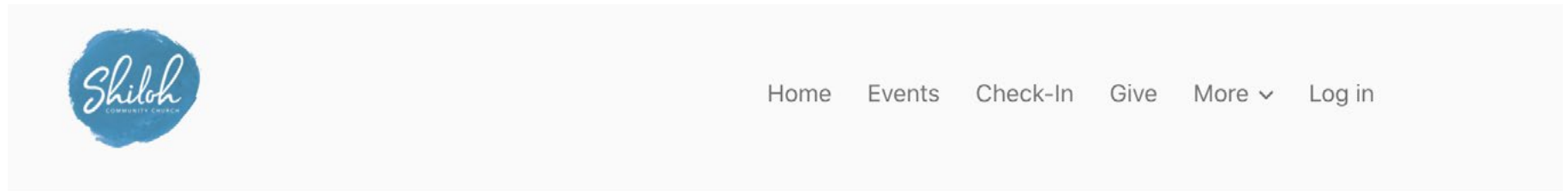
Use email address instead

You have the option to sign in with your phone number

Or email

STEP 3

You may be prompted again to log in, this page is just to confirm who you are.



Hello, Paige!


Let's get you logged in.

Log in as Paige

Not you? →



STEP 4 Now that you are logged in, you can select the check boxes next to the child/children you want to register. Be careful not to select yourself, but to only choose the children from your family who are attending :)



Shine Summer Camp 2021

Attendees

Select participants


☒  Me (Paige Parr)

☒  Jake Parr

+ Add someone else

STEP 5

Once you have select the participants you will be prompted with a drop down menu, make sure your student is registered as a student.



Shine Summer Camp 2021

Attendees

Select participants

☒

 Me (Paige Parr)

Student


☒

 Jake Parr

Student

STEP 6


You will then be prompted to confirm your personal information as well as answer some important questions for us such as your student’s allergies, t-shirt size, and emergency contact. You will be prompted with a different page for each student.



Shine Summer Camp 2021

Total \$420

Details



Paige Parr

Personal information

Address *

Home ▾

+ Add address

Phone number *

STEP 7 At the bottom of each student's information you will be prompted to electronically sign. Once information has been filled out for each student you will be brought to the review and payment page.

Parent/Guardian Acknowledgment

-

I (parent/guardian) give Shine Youth Ministries staff, Shiloh Community Church staff, or medical personnel permission to render any necessary medical service to the above minor. Minor has permission to take part in activities associated with Shine Youth Ministries or Shiloh Community Church and any volunteers associated with either will be held harmless for any injury or harm to my minor resulting from participating in these events. I give consent for this information to be kept on file with Shine Youth Ministries and used for reference with specific event permission slips.

Parent/Guardian **MUST** type their full name below. This acts as your digital signature and by signing you are certifying that the above info is correct and that you acknowledge the terms in the paragraph above *




Next: Review & pay



STEP 8

On this page you will have the option to select a payment method or choose to pay later. You do not need to make a payment to complete your registration for camp.



Jake Parr

Student

View details

\$210

Edit

Remove

+ Add discount code

Total	\$420
Balance due	\$420

Select payment method


Credit/debit


Pay later

Complete Registration

STEP 9

Registration is complete! You can return to this page later to make payments and check your balance due.



[Home](#) [Events](#) [Check-In](#) [Give](#) [More](#) 

Shine Summer Camp 2021


Total \$420

Registration submitted

Thanks! Your registration for Shine Summer Camp 2021 has been submitted.

A confirmation has been sent to paigie.h.poo@gmail.com. Your registration details are below.

 You have a balance due of \$420.




Paige Parr

Student

View details

\$210

 Edit

STEP 10

If you come back to the page later, after logging in, be sure to select “***View registration***” and not “register again”. Your student has already been registered and does not need to be registered again!



[Home](#)

[Events](#)

[Check-In](#)

[Give](#)

[More](#) ▾



Shine Summer Camp 2021

22-25 July 2021



Registration is open

[Register again](#)

[View registration](#)

Details

Registration is open

UPCOMING DATES

22-25 Jul 2021

**IF YOU HAVE ANY QUESTIONS PLEASE
CONTACT:**

PAM@SHILOHCOMMUNITY.CHURCH

WE CAN'T WAIT FOR CAMP!